

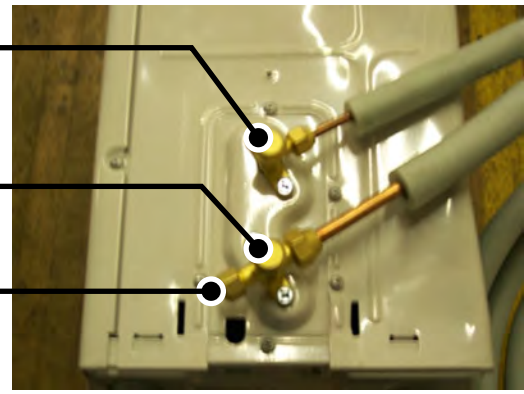
# STEP 1

- Remove Dust Caps, attach Line Set to Valves

Liquid

Suction


Service Valve



# STEP 2

- Open Liquid Valve  $\frac{1}{4}$  turn counter-clockwise; wait 10 sec. before Step 3


Allen Wrench



# STEP 3

- Press Service Valve for 2 sec. then release

Service Valve



# STEP 4

- Fully open the Liquid Valve by turning counter-clockwise



# STEP 5

- Fully open the Suction Valve by turning counter-clockwise

